

Save Water. Save Lives.

A lesson outline for Key Stage 2

Links to the curriculum

Citizenship

Unit 5 Living in a diverse world

Children should learn

- about different places

Unit 7 Children's rights - human rights

Children should learn:

- about basic human rights
- that their actions affect others
- why they should care about other people's feelings and to try to see things from their point of view
- about human rights issues in other places

Personal, social and health education (PSHE Guidelines)

2e to use imagination to understand other people's experiences

2h to recognise the role of voluntary groups

Religious Education

Unit 5D How do the beliefs of Christians influence their actions?

Unit 3E What is faith and what difference does it make?

Children should learn:

- about the impact of faith in action on the world

Geography

Unit 11 Water

Unit 22 A contrasting locality overseas

Activity 1: How much water do you use?

AIM: To consider how much water we use compared to someone living in a developing country.

Use the water chart to work out how many litres of water pupils use each day.

To give pupils an idea of how much water we use you (or the pupils) could collect empty water bottles in the weeks leading up to the lesson. This could then be used for a display.

Aims

- To understand the issues relating to water.
- To consider what can be done to solve the problems
- To find out how The Salvation Army is helping communities to have access to clean, safe water.

Starter: What do we use water for?

AIM: To think about how we use water.

Challenge pupils to write a list of as many different activities we use water for as possible. This could be done in pairs as a competition or as a class activity.

Activity 2: Water quiz

AIM: To find out some facts about water.

Use the water quiz to help pupils find out some more facts about water and revise some of the facts you have already learnt in activity 1.

Pupils can complete the quiz sheet on their own or in pairs.

As you go through the answers, discuss with the pupils whether they are surprised about any of the facts.

Answers:

1. c
2. b
3. c
4. d
5. d
6. a

Activity 3: DVD

AIM: To find out more about water problems in developing countries and how The Salvation Army is helping.

Explain to pupils that they are going to see pictures of people collecting water in different ways. Invite them to brainstorm questions about the first picture. Allow the pupils freedom to ask any questions they wish. If pupils struggle give them examples such as how will the water be used, how often does she collect water, where is she from, how old is she, etc. This could be a written or oral activity.

Show the 15-minute DVD on the Watershed resource DVD about The Salvation Army's work in Tanzania.

Follow the video by asking pupils to recall the ways in which The Salvation Army have helped communities in Tanzania.

Ideas for reflection

AIM: To reflect on the topic and show empathy for others.

- Create a piece of art or a poem on the theme of water, which reflects pupils' learning.
- Write a diary of a woman in one of the Tanzanian villages where a well was built, showing how her life has changed.

These pieces of work could form part of a display to help raise awareness of the issues.

Assessment of learning

AIM: To show what pupils have learnt.

Set pupils a presentation task (display, news report, video) which will help to raise awareness of water issues and explain what other pupils can do. They could also show what The Salvation Army is doing to help provide an ongoing supply of safe water to communities.

These could be presented to the class in the following lesson, or in a school assembly. Use the posters and leaflets provided in the Watershed resource pack.

There is a 3-minute clip on the Watershed resource DVD which would work well as part of a presentation linked to a fundraising project.

Drama

The DVD clip showed part of a drama made up by the community after their well was built, showing how life had changed. Some pupils may want to make up their own drama which reflects how life was before the well and afterwards.

Fundraising ideas

If this work is part of a class fundraising project, use the Fundraising ideas sheet to choose some suitable activities.

Use The Salvation Army's official sponsorship form for all sponsored events. Download a copy from the Watershed section on our website.

Resources

Most of the resources you need can be found in the lesson plan or downloaded from our website. There are four photocopiable sheets which relate to the activities and ideas.

You can also order the **Watershed DVD ROM** which includes the video clips, poster and leaflets, PowerPoint presentations and loads more. Order the pack by telephoning International Development on 020 7367 4777 or order online at: www.salvationarmy.org.uk/id

Water Quiz

Circle the answer you think is correct.

1. The amount of water humans are using every day is:
a. going down b. staying the same c. going up
2. How much water do you think a person living in the UK uses each day?
a. 35 litres b. 160 litres c. 1,350 litres
3. How much water do you think you use each time you flush a toilet?
a. 2 litres b. 5 litres c. 10 litres d. 20 litres
4. How much water do you think you use if you leave the tap running whilst you brush your teeth?
a. 1 litres b. 2 litres c. 3 litres d. 4 litres
5. How much water do you think a person in a developing country uses each day?
a. 35 litres b. 25 litres c. 15 litres d. 10 litres
6. How many people in the world do not have clean, safe water?
a. One billion b. One million c. One thousand d. One hundred





Water Quiz

Circle the answer you think is correct.

1. The amount of water humans are using every day is:
a. going down b. staying the same c. going up
2. How much water do you think a person living in the UK uses each day?
a. 35 litres b. 160 litres c. 1,350 litres
3. How much water do you think you use each time you flush a toilet?
a. 2 litres b. 5 litres c. 10 litres d. 20 litres
4. How much water do you think you use if you leave the tap running whilst you brush your teeth?
a. 1 litres b. 2 litres c. 3 litres d. 4 litres
5. How much water do you think a person in a developing country uses each day?
a. 35 litres b. 25 litres c. 15 litres d. 10 litres
6. How many people in the world do not have clean, safe water?
a. One billion b. One million c. One thousand d. One hundred

How much water do you use in a day?

1. Work out how much water you use for each activity (🍷 = 1 litre)


Activity	How many litres?
Drinking	
Washing your hands	
Brushing your teeth with the tap running	
Flushing the toilet	

2. Add it up...

$$\frac{\quad}{\text{Drinking}} + \frac{\quad}{\text{Washing hands}} + \frac{\quad}{\text{Brushing teeth}} + \frac{\quad}{\text{Flushing toilet}} + = \frac{\quad}{\text{Total}} \text{ litres}$$

Estimate how many litres you might use for the following activities:

Activity	How many litres?
Bath/shower	
Washing the dishes	
Watering the garden	
Boiling a full kettle	




Still of person walking to collect water.



Still of person collecting water from a well.

DVD follow-up work

Draw and write about two ways in which The Salvation Army is helping in Tanzania.



Fundraising ideas

The Salvation Army works in 111 countries worldwide and is committed to development programmes which provide clean and sustainable water to whole communities. **£10 can provide a family with water for life.** Your donations will help to fund programmes which dig bore holes, build wells, provide water storage facilities, education in water safety and materials for providing sanitation and plumbing.

Here are some ideas for fundraising activities you could do in your school:

- **MAKE A WATER PLEDGE.** Buy a Watershed reusable water bottle from The Salvation Army for £10. Sign on the side of the bottle to show your commitment to saving water and saving lives.
Contact international.development@salvationarmy.org.uk to find out how you can make your watershed pledge and get your bottle.
- Sell bottles of water to teachers for £10, explaining that not only have they bought a drink for themselves but they have provided a sustainable supply of drinking water to a family overseas!
- Collect money in water bottles; have a competition for the first person to fill one.
- Fine yourself one penny for every litre of water you use in a week.
- Hold a car-wash for teachers, using as little water as possible, and ask for donations for your service.
- Make small boats out of different materials and have a competition to see which one floats or sails down a river the fastest.
- Hold an auction of water-colour paintings by pupils and teachers in your school.
- Organise a sponsored swim to raise awareness and money to help some waterless communities.
- Get sponsored for wearing a shower cap, or goggles, arm bands and flippers, or anything else watery, for one whole day at school.
- Set up an exhibition on all the work you have done on the theme of water, including artwork and poems, and charge a small amount for entry.